

2024 Applegate Lake 1500M

Sunday, July 21, 2024 9:00 AM (GMT-7) - Final results



Race info

Sport: Swimming - open water
Location: Jacksonville, OR, United States
Start type: Mass start
Racers: 21
Timing mode: Master / Helper
Timed on: iPad
Timed with: Webscorer PRO 6.9
Chip timing: RFID - LLRP
RFID reader: Motorola
Updated from: App
Updated: Sunday, July 21, 2024 11:28 PM (GMT-7)
Race visibility: Public

Organized by: Oregon Masters Swimming
Race website: <http://swimoregon.org/>

Race results

Top 3 finishers

Overall

Place	Bib	Name Affiliation	Category	Gender	Finish time	Difference ▼
1	1	Ilsa Feierabend OREG - MACOR	Women 30-34	F	20:18.1	-
2	6	Scot Sullivan OREG - MACOR	Men 55-59	M	21:19.2	+1:01.1
3	4	Sarabeth Metzger SNM	Women 45-49	F	21:23.9	+1:05.8
4	21	Andy Gramley OREG - RVM	Men 55-59	M	21:30.5	+1:12.4
5	8	Johnny Van Velthuyzen PSM	Men 45-49	M	22:21.3	+2:03.2
6	19	Dillon Cleavenger CVMM	Men 30-34	M	23:16.1	+2:58.0
7	43	Bill Kuhn OREG - RVM	Men 55-59	M	23:59.7	+3:41.6
8	42	Becky Cleavenger CVMM	Women 60-64	F	24:08.1	+3:50.0
9	3	Michelle McRae PSM	Women 45-49	F	25:30.0	+5:11.9
10	24	Megan Tosh OREG - ORM	Women 35-39	F	26:11.9	+5:53.8
11	2	Shannon Keegan OREG - RVM	Women 50-54	F	26:57.2	+6:39.1
12	9	Steve Wursta OREG - COMA	Men 55-59	M	26:59.3	+6:41.2
13	7	Ron Thompson OREG - COMA	Men 65-69	M	27:23.2	+7:05.1
14	44	William Toepfer OREG - PDX	Men 65-69	M	27:35.4	+7:17.3
15	5	Sue Phillips OREG - CATOR	Women 60-64	F	28:01.0	+7:42.9
16	20	Dara Gaskin	Women 55-59	F	31:58.4	+11:40.3

Place	Bib	Name Affiliation	Category	Gender	Finish time	
17	60	Robert Del Carlo OREG - RVM	Men 65-69	M	33:29.5	+13:11.4
18	64	Paul Rostykus OREG - RVM	Men 70-74	M	34:34.3	+14:16.2
19	63	June Mather OREG - RVM	Women 70-74	F	37:40.0	+17:21.9
20	62	Rebecca Kay OREG - RVM	Women 75-79	F	39:19.5	+19:01.4
21	61	Meghan Hays OREG - RVM	Women 50-54	F	40:54.0	+20:35.9

1500M Swim Female - Overall

Place	Bib	Name Affiliation	Category	Gender	Finish time	Difference
1	1	Ilsa Feierabend OREG - MACOR	Women 30-34	F	20:18.1	-
2	4	Sarabeth Metzger SNM	Women 45-49	F	21:23.9	+1:05.8
3	42	Becky Cleavenger CVMM	Women 60-64	F	24:08.1	+3:50.0
4	3	Michelle McRae PSM	Women 45-49	F	25:30.0	+5:11.9
5	24	Megan Tosh OREG - ORM	Women 35-39	F	26:11.9	+5:53.8
6	2	Shannon Keegan OREG - RVM	Women 50-54	F	26:57.2	+6:39.1
7	5	Sue Phillips OREG - CATOR	Women 60-64	F	28:01.0	+7:42.9
8	20	Dara Gaskin OREG - COMA	Women 55-59	F	31:58.4	+11:40.3
9	63	June Mather OREG - RVM	Women 70-74	F	37:40.0	+17:21.9
10	62	Rebecca Kay OREG - RVM	Women 75-79	F	39:19.5	+19:01.4
11	61	Meghan Hays OREG - RVM	Women 50-54	F	40:54.0	+20:35.9

1500M Swim Female - Women 30-34

Place	Bib	Name Affiliation	Category	Gender	Finish time	Difference
1	1	Ilsa Feierabend OREG - MACOR	Women 30-34	F	20:18.1	-

1500M Swim Female - Women 35-39

Place	Bib	Name Affiliation	Category	Gender	Finish time	Difference
1	24	Megan Tosh OREG - ORM	Women 35-39	F	26:11.9	-

1500M Swim Female - Women 45-49

Place	Bib	Name Affiliation	Category	Gender	Finish time	Difference
1	4	Sarabeth Metzger SNM	Women 45-49	F	21:23.9	-

Place	Bib	Name Affiliation	Category	Gender	Finish time	
2	3	Michelle McRae PSM	Women 45-49	F	25:30.0	+4:06.1

1500M Swim Female - Women 50-54

Place	Bib	Name Affiliation	Category	Gender	Finish time	Difference
1	2	Shannon Keegan OREG - RVM	Women 50-54	F	26:57.2	-
2	61	Meghan Hays OREG - RVM	Women 50-54	F	40:54.0	+13:56.8

1500M Swim Female - Women 55-59

Place	Bib	Name Affiliation	Category	Gender	Finish time	Difference
1	20	Dara Gaskin OREG - COMA	Women 55-59	F	31:58.4	-

1500M Swim Female - Women 60-64

Place	Bib	Name Affiliation	Category	Gender	Finish time	Difference
1	42	Becky Cleavenger CVMM	Women 60-64	F	24:08.1	-
2	5	Sue Phillips OREG - CATOR	Women 60-64	F	28:01.0	+3:52.9

1500M Swim Female - Women 70-74

Place	Bib	Name Affiliation	Category	Gender	Finish time	Difference
1	63	June Mather OREG - RVM	Women 70-74	F	37:40.0	-

1500M Swim Female - Women 75-79

Place	Bib	Name Affiliation	Category	Gender	Finish time	Difference
1	62	Rebecca Kay OREG - RVM	Women 75-79	F	39:19.5	-

1500M Swim Male - Overall

Place	Bib	Name Affiliation	Category	Gender	Finish time	Difference
1	6	Scot Sullivan OREG - MACOR	Men 55-59	M	21:19.2	-
2	21	Andy Gramley OREG - RVM	Men 55-59	M	21:30.5	+0:11.3
3	8	Johnny Van Velthuyzen PSM	Men 45-49	M	22:21.3	+1:02.1
4	19	Dillon Cleavenger CVMM	Men 30-34	M	23:16.1	+1:56.9
5	43	Bill Kuhn OREG - RVM	Men 55-59	M	23:59.7	+2:40.5
6	9	Steve Wursta OREG - COMA	Men 55-59	M	26:59.3	+5:40.1
7	7	Ron Thompson OREG - COMA	Men 65-69	M	27:23.2	+6:04.0

Place	Bib	Name Affiliation	Category	Gender	Finish time	
8	44	William Toepper OREG - PDX	Men 65-69	M	27:35.4	+6:16.2
9	60	Robert Del Carlo OREG - RVM	Men 65-69	M	33:29.5	+12:10.3
10	64	Paul Rostykus OREG - RVM	Men 70-74	M	34:34.3	+13:15.1

1500M Swim Male - Men 30-34

Place	Bib	Name Affiliation	Category	Gender	Finish time	Difference <input type="button" value="v"/>
1	19	Dillon Cleavenger CVMM	Men 30-34	M	23:16.1	-

1500M Swim Male - Men 45-49

Place	Bib	Name Affiliation	Category	Gender	Finish time	Difference <input type="button" value="v"/>
1	8	Johnny Van Velthuyzen PSM	Men 45-49	M	22:21.3	-

1500M Swim Male - Men 55-59

Place	Bib	Name Affiliation	Category	Gender	Finish time	Difference <input type="button" value="v"/>
1	6	Scot Sullivan OREG - MACOR	Men 55-59	M	21:19.2	-
2	21	Andy Gramley OREG - RVM	Men 55-59	M	21:30.5	+0:11.3
3	43	Bill Kuhn OREG - RVM	Men 55-59	M	23:59.7	+2:40.5
4	9	Steve Wursta OREG - COMA	Men 55-59	M	26:59.3	+5:40.1

1500M Swim Male - Men 65-69

Place	Bib	Name Affiliation	Category	Gender	Finish time	Difference <input type="button" value="v"/>
1	7	Ron Thompson OREG - COMA	Men 65-69	M	27:23.2	-
2	44	William Toepper OREG - PDX	Men 65-69	M	27:35.4	+0:12.2
3	60	Robert Del Carlo OREG - RVM	Men 65-69	M	33:29.5	+6:06.3

1500M Swim Male - Men 70-74

Place	Bib	Name Affiliation	Category	Gender	Finish time	Difference <input type="button" value="v"/>
1	64	Paul Rostykus OREG - RVM	Men 70-74	M	34:34.3	-

2024 Applegate Lake 10K / 5K / 2.5K

Saturday, July 20, 2024 8:16 AM (GMT-7) - Final results



Race info

Sport: Swimming - open water
Location: Jacksonville, OR, United States
Start type: Interval wave start
Wave grouping: Custom
Racers: 53
Timing mode: Master / Helper
Timed on: iPad
Timed with: Webscorer PRO 6.9
Chip timing: RFID - LLRP
RFID reader: Motorola
Updated from: App
Updated: Sunday, July 21, 2024 11:28 PM (GMT-7)
Race visibility: Public

Organized by: Oregon Masters Swimming

Race website: <http://swimoregon.org/>

Race results

Top 3 finishers

2.5K Swim - Overall

Place	Bib	Name Affiliation	Category	Gender	Finish time	Difference ▼
1	43	Bill Kuhn OREG - RVM	Men 55-59	M	40:44.3	-
2	55	Chris Morgan OEV	Men 50-54	M	41:37.1	+0:52.8
3	42	Becky Cleavenger CVMM	Women 60-64	F	41:43.0	+0:58.7
4	51	Elizabeth Henderson NCMS	Women 50-54	F	43:56.3	+3:12.0
5	49	Molly Gramley OREG - RVM	Women 55-59	M	45:16.0	+4:31.7
6	58	Ed Ramsey OREG - THB	Men 65-69	M	47:34.9	+6:50.6
7	44	William Toepper OREG - PDX	Men 65-69	M	47:43.6	+6:59.3
8	48	Sarah Goehler OREG - BCOM	Women 60-64	F	50:08.8	+9:24.5
9	53	Stephanie Householder OREG - COMA	Women 45-49	F	52:40.3	+11:56.0
10	50	Alyssa Harris OEV	Women 18-24	F	53:53.7	+13:09.4
11	46	Megan Fehrman OEV	Women 45-49	F	54:45.7	+14:01.4
12	40	Beverly Baird SOBA	Women 60-64	F	56:01.8	+15:17.5
13	59	Janice Tacconi OREG - RVM	Women 60-64	F	1:00:12.1	+19:27.8
14	47	Kelly Fletcher OEV	Women 40-44	F	1:05:10.4	+24:26.1
15	54	Wing-Shun Lam OEV	Men 50-54	M	1:07:08.0	+26:23.7

Place	Bib	Name Affiliation	Category	Gender	Finish time	
16	45	Lora Bergert OEV T	Women 50-54	F	1:12:59.3	+32:15.0
17	57	Maud Powell OEV T	Women 50-54	F	1:19:24.4	+38:40.1
18	52	Anne Hethorn UC37	Women 65-69	F	1:40:15.9	+59:31.6
19	66	Margaret Sims OEV T	Women 45-49	F	2:20:34.7	+1:39:50.4

2.5K Swim Female - Overall

Place	Bib	Name Affiliation	Category	Gender	Finish time	Difference
1	42	Becky Cleavenger CVMM	Women 60-64	F	41:43.0	-
2	51	Elizabeth Henderson NCMS	Women 50-54	F	43:56.3	+2:13.3
3	48	Sarah Goehler OREG - BCOM	Women 60-64	F	50:08.8	+8:25.8
4	53	Stephanie Householder OREG - COMA	Women 45-49	F	52:40.3	+10:57.3
5	50	Alyssa Harris OEV T	Women 18-24	F	53:53.7	+12:10.7
6	46	Megan Fehrman OEV T	Women 45-49	F	54:45.7	+13:02.7
7	40	Beverly Baird SOBA	Women 60-64	F	56:01.8	+14:18.8
8	59	Janice Tacconi OREG - RVM	Women 60-64	F	1:00:12.1	+18:29.1
9	47	Kelly Fletcher OEV T	Women 40-44	F	1:05:10.4	+23:27.4
10	45	Lora Bergert OEV T	Women 50-54	F	1:12:59.3	+31:16.3
11	57	Maud Powell OEV T	Women 50-54	F	1:19:24.4	+37:41.4
12	52	Anne Hethorn UC37	Women 65-69	F	1:40:15.9	+58:32.9
13	66	Margaret Sims OEV T	Women 45-49	F	2:20:34.7	+1:38:51.7

2.5K Swim Female - Women 18-24

Place	Bib	Name Affiliation	Category	Gender	Finish time	Difference
1	50	Alyssa Harris OEV T	Women 18-24	F	53:53.7	-

2.5K Swim Female - Women 40-44

Place	Bib	Name Affiliation	Category	Gender	Finish time	Difference
1	47	Kelly Fletcher OEV T	Women 40-44	F	1:05:10.4	-

2.5K Swim Female - Women 45-49

Place	Bib	Name Affiliation	Category	Gender	Finish time	Difference
1	53	Stephanie Householder	Women 45-49	F	52:40.3	-

Place	Bib	Name Affiliation	Category	Gender	Finish time	
		OREG - COMA				
2	46	Megan Fehrman OEVT	Women 45-49	F	54:45.7	+2:05.4
3	66	Margaret Sims OEVT	Women 45-49	F	2:20:34.7	+1:27:54.4

2.5K Swim Female - Women 50-54

Place	Bib	Name Affiliation	Category	Gender	Finish time	Difference
1	51	Elizabeth Henderson NCMS	Women 50-54	F	43:56.3	-
2	45	Lora Bergert OEVT	Women 50-54	F	1:12:59.3	+29:03.0
3	57	Maud Powell OEVT	Women 50-54	F	1:19:24.4	+35:28.1

2.5K Swim Female - Women 60-64

Place	Bib	Name Affiliation	Category	Gender	Finish time	Difference
1	42	Becky Cleavenger CVMM	Women 60-64	F	41:43.0	-
2	48	Sarah Goehler OREG - BCOM	Women 60-64	F	50:08.8	+8:25.8
3	40	Beverly Baird SOBA	Women 60-64	F	56:01.8	+14:18.8
4	59	Janice Tacconi OREG - RVM	Women 60-64	F	1:00:12.1	+18:29.1

2.5K Swim Female - Women 65-69

Place	Bib	Name Affiliation	Category	Gender	Finish time	Difference
1	52	Anne Hethorn UC37	Women 65-69	F	1:40:15.9	-

2.5K Swim Male - Overall

Place	Bib	Name Affiliation	Category	Gender	Finish time	Difference
1	43	Bill Kuhn OREG - RVM	Men 55-59	M	40:44.3	-
2	55	Chris Morgan OEVT	Men 50-54	M	41:37.1	+0:52.8
3	49	Molly Gramley OREG - RVM	Women 55-59	M	45:16.0	+4:31.7
4	58	Ed Ramsey OREG - THB	Men 65-69	M	47:34.9	+6:50.6
5	44	William Toepper OREG - PDX	Men 65-69	M	47:43.6	+6:59.3
6	54	Wing-Shun Lam OEVT	Men 50-54	M	1:07:08.0	+26:23.7

2.5K Swim Male - Men 50-54

Place	Bib	Name Affiliation	Category	Gender	Finish time	Difference
1	55	Chris Morgan OEVT	Men 50-54	M	41:37.1	-

Place	Bib	Name Affiliation	Category	Gender	Finish time	
2	54	Wing-Shun Lam OEV T	Men 50-54	M	1:07:08.0	+25:30.9

2.5K Swim Male - Men 55-59

Place	Bib	Name Affiliation	Category	Gender	Finish time	Difference
1	43	Bill Kuhn OREG - RVM	Men 55-59	M	40:44.3	-

2.5K Swim Male - Men 65-69

Place	Bib	Name Affiliation	Category	Gender	Finish time	Difference
1	58	Ed Ramsey OREG - THB	Men 65-69	M	47:34.9	-
2	44	William Toepper OREG - PDX	Men 65-69	M	47:43.6	+0:08.7

2.5K Swim Male - Women 55-59


Place	Bib	Name Affiliation	Category	Gender	Finish time	Difference
1	49	Molly Gramley OREG - RVM	Women 55-59	M	45:16.0	-

5K Swim - Overall


Place	Bib	Name Affiliation	Category	Gender	Finish time	Difference
1	29	Viviana Criscione OREG - CATOR	Women 18-24	F	1:11:04.2	-
2	25	Shaun Challis UC42	Men 35-39	M	1:18:25.7	+7:21.5
3	21	Andy Gramley OREG - RVM	Men 55-59	M	1:19:49.5	+8:45.3
4	19	Dillon Cleavenger CVMM	Men 30-34	M	1:22:04.5	+11:00.3
5	28	Anicia Criscione OREG - CATOR	Women 50-54	F	1:25:25.7	+14:21.5
6	24	Megan Tosh OREG - ORM	Women 35-39	F	1:30:40.8	+19:36.6
7	26	Emily Clark BEAST	Women 40-44	F	1:30:56.1	+19:51.9
8	32	Keith Fujishige OREG - RVM	Men 60-64	M	1:34:49.1	+23:44.9
9	36	Lisa Norvell OREG - RVM	Women 55-59	F	1:40:11.3	+29:07.1
10	39	Lindabeth Schmucker UC38	Women 65-69	F	1:40:28.8	+29:24.6
11	35	Laura Luksich OEV T	Women 45-49	F	1:41:12.0	+30:07.8
12	65	Michelle Ross OREG - RVM	Women 55-59	F	1:46:11.4	+35:07.2
13	27	Lisa Couper OEV T	Women 30-34	F	1:46:15.4	+35:11.2
14	33	Michael Helton UC37	Men 45-49	M	1:47:45.3	+36:41.1
15	30	Rhiannon Dabkowski	Women 45-49	F	1:51:00.7	+39:56.5

Place	Bib	Name Affiliation	Category	Gender	Finish time	
16	37	Dan Paczosa OEV T	Men 60-64	M	1:54:49.0	+43:44.8
17	34	Brooke Landon UC37	Women 45-49	F	1:55:16.1	+44:11.9
18	20	Dara Gaskin OREG - COMA	Women 55-59	F	1:55:34.0	+44:29.8
19	14	Mike Murphy UC37	Men 65-69	M	2:05:38.4	+54:34.2


5K Swim Female - Overall

Place	Bib	Name Affiliation	Category	Gender	Finish time	Difference 
1	29	Viviana Criscione OREG - CATOR	Women 18-24	F	1:11:04.2	-
2	28	Anicia Criscione OREG - CATOR	Women 50-54	F	1:25:25.7	+14:21.5
3	24	Megan Tosh OREG - ORM	Women 35-39	F	1:30:40.8	+19:36.6
4	26	Emily Clark BEAST	Women 40-44	F	1:30:56.1	+19:51.9
5	36	Lisa Norvell OREG - RVM	Women 55-59	F	1:40:11.3	+29:07.1
6	39	Lindabeth Schmucker UC38	Women 65-69	F	1:40:28.8	+29:24.6
7	35	Laura Luksich OEV T	Women 45-49	F	1:41:12.0	+30:07.8
8	65	Michelle Ross OREG - RVM	Women 55-59	F	1:46:11.4	+35:07.2
9	27	Lisa Couper OEV T	Women 30-34	F	1:46:15.4	+35:11.2
10	30	Rhiannon Dabkowski OREG - RVM	Women 45-49	F	1:51:00.7	+39:56.5
11	34	Brooke Landon UC37	Women 45-49	F	1:55:16.1	+44:11.9
12	20	Dara Gaskin OREG - COMA	Women 55-59	F	1:55:34.0	+44:29.8

5K Swim Female - Women 18-24

Place	Bib	Name Affiliation	Category	Gender	Finish time	Difference 
1	29	Viviana Criscione OREG - CATOR	Women 18-24	F	1:11:04.2	-

5K Swim Female - Women 30-34

Place	Bib	Name Affiliation	Category	Gender	Finish time	Difference 
1	27	Lisa Couper OEV T	Women 30-34	F	1:46:15.4	-

5K Swim Female - Women 35-39

Place	Bib	Name Affiliation	Category	Gender	Finish time	Difference
1	24	Megan Tosh OREG - ORM	Women 35-39	F	1:30:40.8	-

5K Swim Female - Women 40-44

Place	Bib	Name Affiliation	Category	Gender	Finish time	Difference
1	26	Emily Clark BEAST	Women 40-44	F	1:30:56.1	-

5K Swim Female - Women 45-49

Place	Bib	Name Affiliation	Category	Gender	Finish time	Difference
1	35	Laura Luksich OEV	Women 45-49	F	1:41:12.0	-
2	30	Rhiannon Dabkowski OREG - RVM	Women 45-49	F	1:51:00.7	+9:48.7
3	34	Brooke Landon UC37	Women 45-49	F	1:55:16.1	+14:04.1

5K Swim Female - Women 50-54

Place	Bib	Name Affiliation	Category	Gender	Finish time	Difference
1	28	Anicia Criscione OREG - CATOR	Women 50-54	F	1:25:25.7	-

5K Swim Female - Women 55-59

Place	Bib	Name Affiliation	Category	Gender	Finish time	Difference
1	36	Lisa Norvell OREG - RVM	Women 55-59	F	1:40:11.3	-
2	65	Michelle Ross OREG - RVM	Women 55-59	F	1:46:11.4	+6:00.1
3	20	Dara Gaskin OREG - COMA	Women 55-59	F	1:55:34.0	+15:22.7

5K Swim Female - Women 65-69

Place	Bib	Name Affiliation	Category	Gender	Finish time	Difference
1	39	Lindabeth Schmucker UC38	Women 65-69	F	1:40:28.8	-

5K Swim Male - Overall

Place	Bib	Name Affiliation	Category	Gender	Finish time	Difference
1	25	Shaun Challis UC42	Men 35-39	M	1:18:25.7	-
2	21	Andy Gramley OREG - RVM	Men 55-59	M	1:19:49.5	+1:23.8
3	19	Dillon Cleavenger CVMM	Men 30-34	M	1:22:04.5	+3:38.8
4	32	Keith Fujishige OREG - RVM	Men 60-64	M	1:34:49.1	+16:23.4
5	33	Michael Helton	Men 45-49	M	1:47:45.3	+29:19.6

Place	Bib	Name Affiliation UC37	Category	Gender	Finish time	
6	37	Dan Paczosa OEV	Men 60-64	M	1:54:49.0	+36:23.3
7	14	Mike Murphy UC37	Men 65-69	M	2:05:38.4	+47:12.7

5K Swim Male - Men 30-34

Place	Bib	Name Affiliation	Category	Gender	Finish time	Difference
1	19	Dillon Cleavenger CVMM	Men 30-34	M	1:22:04.5	-

5K Swim Male - Men 35-39

Place	Bib	Name Affiliation	Category	Gender	Finish time	Difference
1	25	Shaun Challis UC42	Men 35-39	M	1:18:25.7	-

5K Swim Male - Men 45-49

Place	Bib	Name Affiliation	Category	Gender	Finish time	Difference
1	33	Michael Helton UC37	Men 45-49	M	1:47:45.3	-

5K Swim Male - Men 55-59

Place	Bib	Name Affiliation	Category	Gender	Finish time	Difference
1	21	Andy Gramley OREG - RVM	Men 55-59	M	1:19:49.5	-

5K Swim Male - Men 60-64

Place	Bib	Name Affiliation	Category	Gender	Finish time	Difference
1	32	Keith Fujishige OREG - RVM	Men 60-64	M	1:34:49.1	-
2	37	Dan Paczosa OEV	Men 60-64	M	1:54:49.0	+19:59.9

5K Swim Male - Men 65-69


Place	Bib	Name Affiliation	Category	Gender	Finish time	Difference
1	14	Mike Murphy UC37	Men 65-69	M	2:05:38.4	-

10K Swim - Overall

Place	Bib	Name Affiliation	Category	Gender	Finish time	Difference
1	1	Ilsa Feierabend OREG - MACOR	Women 30-34	F	2:22:49.7	-
2	4	Sarabeth Metzger SNM	Women 45-49	F	2:31:46.5	+8:56.8
3	6	Scot Sullivan OREG - MACOR	Men 55-59	M	2:32:13.7	+9:24.0

Place	Bib	Name Affiliation	Category	Gender	Finish time	
4	8	Johnny Van Velthuyzen PSM	Men 45-49	M	2:46:59.1	+24:09.4
5	12	Andrew Del Carlo OREG - RVM	Men 35-39	M	2:56:50.1	+34:00.4
6	3	Michelle McRae PSM	Women 45-49	F	2:59:55.5	+37:05.8
7	9	Steve Wursta OREG - COMA	Men 55-59	M	3:04:10.4	+41:20.7
8	11	Gianluca D'Alessandro UC36	Men 55-59	M	3:07:05.8	+44:16.1
9	10	Nathan Cermak OEV T	Men 35-39	M	3:08:50.6	+46:00.9
10	2	Shannon Keegan OREG - RVM	Women 50-54	F	3:13:27.2	+50:37.5
11	7	Ron Thompson OREG - COMA	Men 65-69	M	3:19:38.3	+56:48.6
12	16	Jane Vaughan OEV T	Women 25-29	F	3:30:03.8	+1:07:14.1
13	13	Tasha Miller OEV T	Women 50-54	F	4:27:12.1	+2:04:22.4
14	15	Heidi Shafford UC37	Women 50-54	F	4:29:15.7	+2:06:26.0
-	5	Sue Phillips OREG - CATOR	Women 60-64	F	DNF	-

10K Swim Female - Overall

Place	Bib	Name Affiliation	Category	Gender	Finish time	Difference 
1	1	Ilsa Feierabend OREG - MACOR	Women 30-34	F	2:22:49.7	-
2	4	Sarabeth Metzger SNM	Women 45-49	F	2:31:46.5	+8:56.8
3	3	Michelle McRae PSM	Women 45-49	F	2:59:55.5	+37:05.8
4	2	Shannon Keegan OREG - RVM	Women 50-54	F	3:13:27.2	+50:37.5
5	16	Jane Vaughan OEV T	Women 25-29	F	3:30:03.8	+1:07:14.1
6	13	Tasha Miller OEV T	Women 50-54	F	4:27:12.1	+2:04:22.4
7	15	Heidi Shafford UC37	Women 50-54	F	4:29:15.7	+2:06:26.0
-	5	Sue Phillips OREG - CATOR	Women 60-64	F	DNF	-

10K Swim Female - Women 25-29

Place	Bib	Name Affiliation	Category	Gender	Finish time	Difference 
1	16	Jane Vaughan OEV T	Women 25-29	F	3:30:03.8	-

10K Swim Female - Women 30-34

Place	Bib	Name Affiliation	Category	Gender	Finish time	Difference
1	1	Ilsa Fejerabend OREG - MACOR	Women 30-34	F	2:22:49.7	-

10K Swim Female - Women 45-49

Place	Bib	Name Affiliation	Category	Gender	Finish time	Difference
1	4	Sarabeth Metzger SNM	Women 45-49	F	2:31:46.5	-
2	3	Michelle McRae PSM	Women 45-49	F	2:59:55.5	+28:09.0

10K Swim Female - Women 50-54

Place	Bib	Name Affiliation	Category	Gender	Finish time	Difference
1	2	Shannon Keegan OREG - RVM	Women 50-54	F	3:13:27.2	-
2	13	Tasha Miller OEV	Women 50-54	F	4:27:12.1	+1:13:44.9
3	15	Heidi Shafford UC37	Women 50-54	F	4:29:15.7	+1:15:48.5

10K Swim Female - Women 60-64

Place	Bib	Name Affiliation	Category	Gender	Finish time	Difference
-	5	Sue Phillips OREG - CATOR	Women 60-64	F	DNF	-


10K Swim Male - Overall

Place	Bib	Name Affiliation	Category	Gender	Finish time	Difference
1	6	Scot Sullivan OREG - MACOR	Men 55-59	M	2:32:13.7	-
2	8	Johnny Van Velthuyzen PSM	Men 45-49	M	2:46:59.1	+14:45.4
3	12	Andrew Del Carlo OREG - RVM	Men 35-39	M	2:56:50.1	+24:36.4
4	9	Steve Wursta OREG - COMA	Men 55-59	M	3:04:10.4	+31:56.7
5	11	Gianluca D'Alessandro UC36	Men 55-59	M	3:07:05.8	+34:52.1
6	10	Nathan Cermak OEV	Men 35-39	M	3:08:50.6	+36:36.9
7	7	Ron Thompson OREG - COMA	Men 65-69	M	3:19:38.3	+47:24.6

10K Swim Male - Men 35-39

Place	Bib	Name Affiliation	Category	Gender	Finish time	Difference
1	12	Andrew Del Carlo OREG - RVM	Men 35-39	M	2:56:50.1	-
2	10	Nathan Cermak OEV	Men 35-39	M	3:08:50.6	+12:00.5


10K Swim Male - Men 45-49

Place	Bib	Name Affiliation	Category	Gender	Finish time	Difference 
1	8	Johnny Van Velthuyzen PSM	Men 45-49	M	2:46:59.1	-

10K Swim Male - Men 55-59

Place	Bib	Name Affiliation	Category	Gender	Finish time	Difference 
1	6	Scot Sullivan OREG - MACOR	Men 55-59	M	2:32:13.7	-
2	9	Steve Wursta OREG - COMA	Men 55-59	M	3:04:10.4	+31:56.7
3	11	Gianluca D'Alessandro UC36	Men 55-59	M	3:07:05.8	+34:52.1

10K Swim Male - Men 65-69

Place	Bib	Name Affiliation	Category	Gender	Finish time	Difference 
1	7	Ron Thompson OREG - COMA	Men 65-69	M	3:19:38.3	-